


Clover School District

Summer Literacy Learning Packet

Rising Third Grade



There are many things that can be given to help your child's literacy skills stay strong throughout the summer. This packet includes reading, writing and word study activities that will help reinforce and challenge your child as they prepare to enter first grade. Having said that, if time does not allow these activities to get done—it is okay. The single most important way to strengthen your child's literacy skills can be summed up in one word:



This cannot be encouraged enough. Visit the library and make books a part of your summer days. Set aside time to read books, listen to books, watch videos of books, and discuss books every day. Flip through magazines, comics, picture books and graphic novels together. Most importantly, let your child see you read—to yourself and to them. Let them hear your silly voices. Let them tell you the best parts and predict how it will end. Point out your favorite words, sentences or pictures. Sharing in the excitement that comes from reading is the most important step to creating life-long learners!

If you do wish to challenge your child with the activities in this packet, it will be helpful to have the following tools:

- A Literacy Notebook
 - Option 1: A single-subject spiral notebook
 - Option 2: 20 loose-leaf notebook pages stapled together
 - Option 3: A digital journal created on a computer or iPad (Power Point, Keynote, Pages, Microsoft Word, Padlet)
- A stack of index cards
- Pens, pencils
- Bonus: Access to the internet (most activities will have a tech-free option!)

The packet consists of two calendar pages (June and July). There are writing, reading, and word-study activities each week. We encourage your child to complete at least 15 activities by the end of the summer. Once the new school year starts, your child can share his or her Literacy Notebook with their new teacher and talk about all that was learned and experienced. Happy Summer!



Calendar Activity Resources



High Frequency Words and Spelling Patterns

Second Grade High Frequency Words

able almost any anything ask bad ball begin
behind between books both boy bus can't car
catch dad dark deep dog door down each eat
end even every fast father feel find first fish
five food four friend fun funny game gave
girl give goes good got great grew grow
happy help hide hill home house inside jump
just last let light live love much must name
night our outside paper part party pick place
rain read right room same say school second
seen sky sleep snow something start stay stop
story street take teach than things time today
together too top try under until use wait walk
wall want watch way week why winter work
world worn year yes

Third Grade High Frequency Words

above add again along across become began
being below best brother carry change children
city close. country cut didn't does don't done
during earth enough example eyes face family
far feet few gone grade group hard head hear
high I'll Idea Important it's keep miss
mountains near never new next night often
once open own plan plant real river sea seem
should side sometimes song soon space state
talk their third those thought through took tree
upon view while white without write wrong
you're young

Second and Third Grade Spelling Patterns

- Short and Long a, e, i, o, u patterns
(ex: game, say, take, begin, each, sleep, grow, fox, home, goes, find, hide, light, use)
- Vowel Combos (ai, ay, ee, ea, y, ow, oo, oy)
- Vowel Sounds with r (ar, or, er, ir, ur)
- Words with final k, ck
- Compound words
- Synonyms/Antonyms, Homographs/Homophones

Comprehension Question Stems for Fiction


- Why did the author write this? What evidence supports your idea?
- What is the best evidence to show_____?
- Who are the characters in this book? What do we know about them?
- When did (event) happen? Where is that in the book?
- Why did (event) happen? How do you know?
- What does (character) think about (event)? How do you know?
- What was the big problem or event in this story? How did they solve the problem?
- What do you think (character) will do differently next time?
- What happened at the beginning, middle, and end of the story?
- What is a summary of this story?
- What is the lesson you should learn from this story?
- What is the moral of this story?
- How does (character) feel at this part of the story? How do you know?
- How is (character) different at the end of the story then at the beginning?
- How does (character) react when_____? Why do they act this way?
- How does (character) change throughout the story?
- What words in the text tell how (character) feels?
- Was there a word you did not understand?
- How would you retell this story, including important parts through the book?
- Why did the author organize the story like this? How would it be different if the order were changed?
- Who is telling this story? How do you know?
- Whose point of view is this written from?
- Did the illustrations give away anything in the story? What did the illustration help you figure out?
- What is a different way this same story could be told?



Comprehension Question Stems for Nonfiction

- Who/What/Where/When/Why/How questions about facts in the book such as:
 - Who (action e.g. first landed on the moon)? Where does it tell you that in the book?
 - Where (e.g. do clown fish live)? Where does it tell you that in the book?
 - How do you know whales are mammals?
 - How is a lizard like an alligator?
- What is a different title for this book?
- What facts did you learn about (topic)?
- What is the main idea of the entire passage/paragraph? What details tell more about the idea?
- How are_____alike? How are they different?
- If you were going to make a new title, what would it be?
- What are the most important events/ideas/steps to remember? Why?
- What caused (event)? What effect did it have?
- How did the (person/animal/item) change?
- What would happen if you left this step out?
- What does the word_____mean? How did the other words help you figure out the meaning?
- Were there any words you did not understand?
- What information do you learn in the captions of this image?
- Why did the author decide to make_____a bold word?
- How do the images/diagrams help you understand the words?
- Why does the author put a heading on the sections? How does it help you?
- What text features (charts, diagrams, illustrations, bold words) help you understand the words?
- How do you know the author's point of view?
- Do you agree with the author? Why or why not?
- What does this diagram show? Can you explain how it works?
- The author says_____. What evidence/reasons does he give to support this idea?



June 2022




Monday	Tuesday	Wednesday	Thursday	Friday
		<p>1 Create and decorate your Literacy Notebook that will contain all of your summer literacy learning.</p>	<p>2 Make three goals for your summer that you would like to achieve by the end. Write or illustrate them in your Literacy Notebook.</p>	<p>3 Watch the Youtube read aloud of <i>And Then Comes Summer</i>. Write and illustrate your favorite summertime activities. https://www.youtube.com/watch?v=s1b1sDaVLIU</p>
<p>6 Write or say as many rhyming pairs as you can think of, and use them to make up a funny rhyming song. Sing it for a friend or family member.</p>	<p>7 Read or listen to a fiction story, and discuss some of the comprehension question stems. Draw and write about your favorite part.</p>	<p>8 Read your favorite book and retell the story using the story elements of character, setting, problem, and solution.</p>	<p>9 Write and illustrate a fiction story about a summer vacation adventure. Be sure to include characters, settings, problem and solution.</p>	<p>10 Read or listen to a nonfiction story, and discuss some of the comprehension question stems. Draw and write about two facts you learned.</p>
<p>13 Practice reading the second grade high-frequency words. Write several sentences using these words.</p>	<p>14 Watch the Youtube read aloud video of <i>The Sandcastle that Lola Built</i>. Write and illustrate a story about a sandcastle that you would like to create. https://www.youtube.com/watch?v=S1yVh8Tu3kE</p>	<p>15 Choose some of the second grade spelling patterns, and write as many words as you can using those patterns. Circle all the words you can find in a book this week.</p>	<p>16 Act out a story you have read for your friends or family. Be sure to include something from the beginning, middle, and end of the story.</p>	<p>17 Read or listen to a fiction story, and discuss some of the comprehension question stems. Write about your favorite character. Think about how they changed from the beginning of the story to the end.</p>
<p>20 Make your favorite summer snack. Write and illustrate a How-To book that describes the steps you used to make it. (Ex: ice cream sundae, smores)</p>	<p>21 Make a list of as many words as you can think of that describe summer or summer activities. Write a poem about summer using some of these words.</p>	<p>22 Practice reading the second grade high-frequency words. Write several sentences using these words. For a challenge, select some from the third grade list.</p>	<p>23 Choose a reading website or app to play.</p>	<p>24 Watch a Jack Hartmann video about compound words. Have a scavenger hunt looking for compound words around your house. Write the words you find. https://www.youtube.com/watch?v=2U0OBDRvkKo</p>
<p>27 Read or listen to a nonfiction story, and discuss some of the comprehension question stems. Write and illustrate a couple sentences about the main idea and details.</p>	<p>28 Go to http://www.scholastic.com/teachers/story-starters/index.html and choose a story starter to write and illustrate a story.</p>	<p>29 Read or listen to a fiction story, and discuss some of the comprehension question stems. Think about the problem in the story. Write and illustrate a different way the character could have solved it</p>	<p>30 Choose some of the second grade spelling patterns and write as many words as you can using those patterns. Circle all the words you can find in a book this week.</p>	



July 2022



Monday	Tuesday	Wednesday	Thursday	Friday
				<p>1 Watch this video about the 4th of July. Share some of the facts you learned with your family. Draw or write about some of these facts. https://www.youtube.com/watch?v=XoNIsogT5s0</p>
<p>4 Use sidewalk chalk to write/draw words or pictures that represent the 4th of July (ex: flag, freedom, fireworks, parades, cookouts)</p>	<p>5 Read or listen to a nonfiction story, and discuss some question stems. Make a list of all the text features. Create a new text feature for the book that would help readers better understand the information.</p>	<p>6 Practice reading the second grade high-frequency words. Write several sentences using these words. For a challenge, select some from the third grade list.</p>	<p>7 Go outside and observe summer using your senses. Make a book about all you observe (Ex. Summer smells like...Summer feels like...Summer tastes like...Summer sounds like...).</p>	<p>8 Write about your favorite flavor of ice cream. Give reasons to support why it is the best.</p>
<p>11 Watch a Jack Hartmann video about vowel teams. Play I-Spy looking for words that use vowel teams. Write the words you find (ex: I spy something that uses the ai vowel team. I spy rain). https://youtu.be/GdmcWQCbgY8</p>	<p>12 Choose one of the homemade popsicle recipes in the link below. Follow the steps to make popsicles for your family. https://www.kids-cooking-activities.com/Popsicle-recipes.html</p>	<p>13 Read or listen to a fiction story, and discuss some of the comprehension question stems. Write a summary of the story.</p>	<p>14 Using the link below, create a word search using the word endings in the second or third grade spelling patterns. https://tinyurl.com/43x3wtpm</p>	<p>15 Free Write Day!! Write in your Literacy Notebook to share with your friends and family.</p>
<p>18 Play a high-frequency word game. You can play Memory, Go Fish, or Bingo.</p>	<p>19 Read one of your favorite stories. Draw a picture of the big events in the story. Cut the pictures apart, and use them to retell the story in order.</p>	<p>20 Watch the YouTube read aloud video of <i>Summer Days and Nights</i>. Make a list of what you do during the day and night. Discuss how it compares to the story. https://www.youtube.com/watch?v=aPwcsNk18c4</p>	<p>21 Read or listen to a nonfiction story, and discuss some of the comprehension question stems. Write and illustrate a couple sentences about the main idea and details.</p>	<p>22 Play vocabulary charades. Think of a few categories (ex: book titles, music instruments, things you can do at a waterpark, etc...), write vocabulary words for each category. Each player acts out the item for the other players to guess.</p>
<p>25 Read a fiction story, and discuss some of the comprehension question stems. Think about a time in the story that the character was happy, sad, or mad. Write about what made the character feel that way.</p>	<p>26 Watch the linked read aloud video of <i>The Bernstein Bears' Lemonade Stand</i>. Write a description of your plan for a lemonade stand. Compare it to the Bernstein Bears? https://www.youtube.com/watch?v=NQmeOro57oA</p>	<p>27 Choose some of the second grade spelling patterns and write as many words as you can using those patterns. Circle all the words you can find in a book this week. For a challenge, choose a third grade pattern.</p>	<p>28 Choose a reading website or app to play.</p>	<p>29 Write a letter to your new teacher telling her all you hope to learn in third grade.</p>



Summer Literacy Resources



Books

Fun Books to Share

- *And I Mean It, Stanley* by Crosby Bonsall
- *Arthur* series by Marc Brown
- *A Bad Case of the Stripes* by David Shannon
- *Berenstain Bear* series by Jan and Stan Berenstain
- *Clifford* series by Norman Bridwell
- *Dinosaur Time* by Peggy Parish
- *The Eye Book* by Theo LeSieg
- *Franklin* series by Paulette Bourgeois
- *Froggy* series by Jonathan London
- *Green Eggs and Ham* by Dr. Seuss
- *Hi! Fly Guy* by Tedd Arnold
- *How I Became a Pirate* by Melinda Long
- *Little Critter* series by Mercer Mayer
- *Morris the Moose* by Bernard Wiseman
- *Nate the Great* series by Marjorie Weinman Sharmat
- *Rainbow Fish* by Marcus Pfister
- *The Very Busy Spider* by Eric Carle

School Stories

- *Amazing Grace* by Mary Hoffman
- *Arthur's Prize Reader* by Lillian Hoban
- *The Day Jimmy's Boa Ate the Wash* by Trinka Hakes Noble
- *Fish Face* by Patricia Reilly Giff
- *Junie B. Jones* series by Barbara Park
- *Lilly's Purple Plastic Purse* by Kevin Henkes
- *Miss Nelson Is Missing* by Harry Allard
- *Polk Street Gang* series by Patricia Reilly Giff

Books About Friends

- *A Bargain for Frances* by Russell Hoban
- *The Beast in Ms. Rooney's Room* by Patricia Reilly Giff
- *Fox on the Job* by James Marshall
- *Frog and Toad Together* by Arnold Lobel
- *Horrible Harry and the Green Slime* by Suzy Kline
- *Pinky and Rex* by James Howe

Books

Historical Fiction

- *American Girls* series
- *Deputy Dan and the Bank Robbers* by Joseph Rosenbloom
- *Kamishibai Man* by Allen Say

Classics to Read

- *Leo the Late Bloomer* by Robert Kraus
- *The Little House* by Virginia Lee Burton
- *Make Way for Ducklings* by Robert McCloskey
- *When Will I Read?* by Miriam Cohen
- *Alice in Wonderland* by Lewis Carroll
- *Just-so Stories* by Rudyard Kipling
- *Paddington Bear* by Michael Bond
- *Winnie the Pooh* by A. A. Milne
- *The Wizard of Oz* by L. Frank Baum

Caldecott Awards and Honor Books

- *The Funny Little Woman* by Arlene Mosel
- *Many Moons* by James Thurber
- *The Ox-Cart Man* by Donald Hall
- *The Story of Jumping Mouse* by John Steptoe
- *Sylvester and the Magic Pebble* by William Steig
- *When I Was Young in the Mountains* by Cynthia Rylant

Learning to Read Stories

- *Berenstain Bears* series by Jan and Stan Berenstain
- *Cam Jansen* series by David A. Adler
- *Hello Reader!*
- *I Can Read Books*
- *Puffin Easy-to-Read*
- *Step Into Reading Levels 1-4*
- *The Stories Julian Tells* by Ann Cameron

Websites and Apps

- **PBS Kids:** <https://pbskids.org/games/reading/>
- **Starfall:** <https://www.starfall.com/h/>
- **ABCya:** <https://www.abcya.com/grades/2>
- **Storyline Online:** <https://www.storylineonline.net/>
- **Read Write Think:** <https://www.readwritethink.org/classroom-resources/student-interactives>
- **FunBrain Jr.:** <http://www.funbrainjr.com/games/>
- **Scholastic Learn at Home:** <https://tinyurl.com/abd4ww5h>
- **Super Why:** <https://pbskids.org/superwhy/>

Family Games

1. **Matching Game:**
 - a. Play with letters to pictures that begin with that letter, rhyming words, high-frequency words, blends and digraphs to pictures that begin with them, vowels to pictures, etc...
2. **Go Fish:**
 - a. Play with letters to pictures that begin with that letter, rhyming words, high-frequency words, blends and digraphs to pictures that begin with them, vowels to pictures, etc...
3. **Hangman:**
 - a. Play with high-frequency words or spelling patterns
4. **Bingo:**
 - a. Play with letters and letter sounds (including vowels sounds), rhyming words, high-frequency words, blends and digraphs and words that begin with them, etc...
5. **Scavenger Hunt/I Spy:**
 - a. Play with letters and letter sounds (including vowels sounds), rhyming words, high-frequency words, blends and digraphs and words that begin with them, etc...